



G2 Goldfields

Guyana's Leading Explorers

Corporate Presentation

July 2025

TSX: GTWO

OTCQX: GUYGF

Forward Looking Statements

This presentation contains certain forward-looking statements. wherever possible, words such as "may", "will", "should", "could", "expect", "plan", "intend", "anticipate", "believe", "estimate", "predict" or "potential" or the negative or other variations of these words, or similar words or phrases, have been used to identify these forward-looking statements. these statements reflect management's current beliefs and are based on information currently available to management as at the date hereof. forward-looking statements involve significant risk, uncertainties and assumptions. many factors could cause actual results, performance or achievements to differ materially from the results discussed or implied in the forward-looking statements. These factors should be considered carefully and readers should not place undue reliance on the forward-looking statements. although the forward-looking statements contained in this presentation are based upon what management believes to be reasonable assumptions, the company cannot assure readers that actual results will be consistent with these forward-looking statements. the company assumes no obligation to update or revise them to reflect new events or circumstances, except as required by law. Dan Noone, CEO and Director of G2 Goldfields Inc., is the qualified person, within the meaning of NI 43-101 and has reviewed the technical content of this presentation.



Highlights – G3 Spin-Out Unlocking Greater Shareholder Value

Large, High-Grade Resource



- 1.5 Moz @ 3.40 g/t Au (Ind)
- 1.6 Moz @ 2.48 g/t Au (Inf)
- 2.5km N-S structure controlled by G2 within 5km known mineralized belt
- Average **9 g/t Au** (Ind) at OMZ

New Surface Gold Discovery



- Located **<10 kms north** of existing resource
- **700m strike length defined, 150m vertical**; remains open
- Aggressively drilling

Value Driving Catalysts



- Continued drill results
- Updated MRE in early Q4/25 to include new Oko discovery and drilling to Sep 2025
- PEA in Q4/25

Premier Jurisdiction



- Guyana: **Leading country to explore, permit and mine** in the Guiana Shield
- Ability to advance projects quickly

G3 Spin-Out



- Spin-out of non-core assets + new acquisitions (in process)
- Past high-grade producers + rest of exploration portfolio
- Aggressive regional program

Management Track Record



- **10 Moz Au discovered in Guyana to date**
- Discovered, financed, and built the Aurora Mine, Guyana's largest gold mine (via Guyana Goldfields)



Guyana – Growing Economy & Infrastructure



- ▶ World's fastest-growing economy, real GDP growth of 64% (2022), 38% (2023), 43% (2024)
- ▶ Mining was 5% of GDP (2022)
- ▶ Continued strong economic forecasts



- ▶ Massive offshore oil discoveries in 2015 have fueled this growth and established Guyana as a key strategic oil producer for the West
- ▶ Estimated 18.7 Billion barrels of oil equivalent

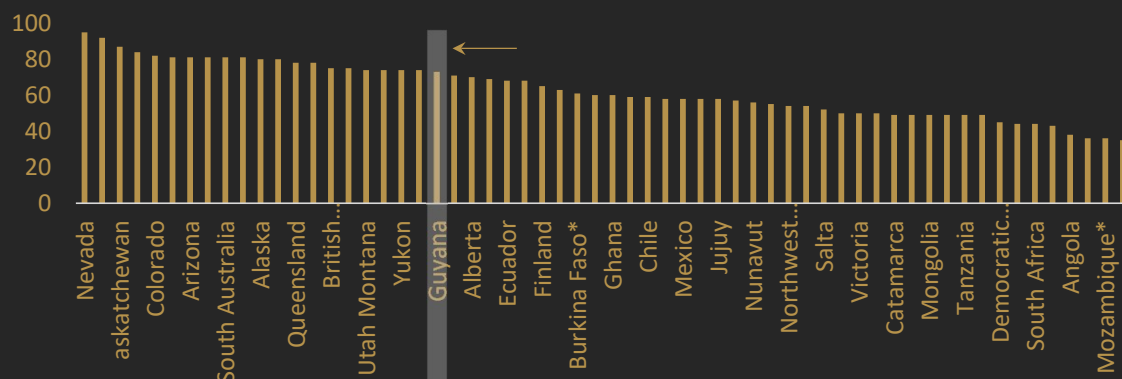


- ▶ New infrastructure investments in the last 5 yrs to meet the increasing demands of O&G sector
- ▶ Improved roads, bridges, deep water harbor and port development

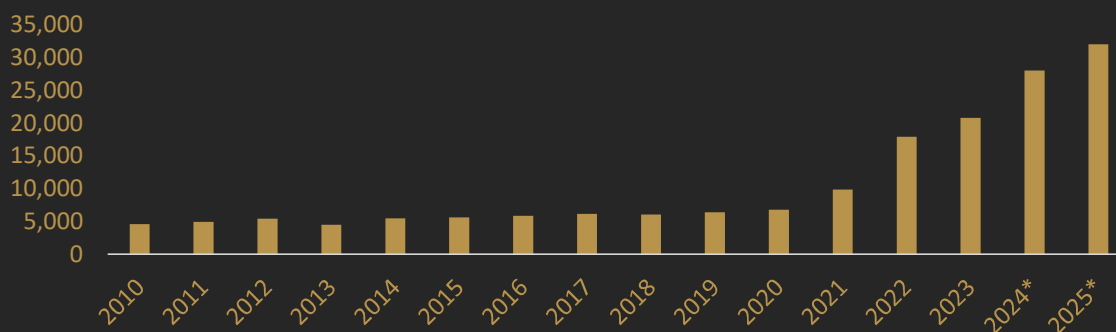


- ▶ Mining-friendly and straightforward permitting
- ▶ English-speaking, British parliamentary system
- ▶ Corporate Tax: 25%; Royalty: 8% (OP), 3% (UG)

Fraser Institute Investment Attractiveness index: Guyana up 27.5 points



World's Fastest Growing Economy: Guyana GDP (USD) per Capita



Source: World Bank, Statista

TSX: GTWO
OTCQX: GUYGF



Management with Proven Discovery Track Record in Guyana



- ✓ **Sector specialists in gold discovery** and exploration in Guyana
- ✓ **Past discoveries in Guyana exceed 10 Moz Au;** Discovery cost of ~\$22/oz
- ✓ **“Boots on the ground”** operating experience – ability to acquire / advance projects quickly
- ✓ **Goal of surfacing value through exit transactions**
- ✓ **Repeatable spin-out strategy** unlocking greater shareholder value (G3 spin-out)
- ✓ **Large insider management** position with disciplined capital allocation



Record of success in Guyana

“... a significant underexplored region and one of the most prospective in the world for large scale gold discoveries.” Mark Bristow | Barrick Gold

Aurora, Guyana



Patrick Sheridan
Executive Chairman

LSE-educated economist with 30 years' experience in the Guiana Shield. Over \$500 million raised for exploration & development. Credited with finding, financing and developing the Aurora Mine (6.5 Moz.). Involved in sales of Gold Eagle Mines (GEA. TO) & FNX Mining (FNX.TO)

Aurora, Guyana



Dan Noone
CEO

Over 30 years in the industry, taking projects from grassroots to feasibility and production (PNG, Guyana, Indonesia, Peru, Ecuador & Argentina). Previously VP Exploration (GUY.TO), V.P.Peru (AQL.TO) and President (ABS.V.). Fellow of the Australian Institute of Geoscientists.

Saramacca, Suriname



Torben Michalsen
COO

Extensive expertise in design optimization, procurement, permitting and large-scale infrastructure projects (i.e. road access). Acquired in-country knowledge as former CGM Construction Manager (Toroparu) and IAMGOLD Construction Superintendent (Rosebel).

Karouni, Guyana



Boaz Wade
VP Exploration

Former manager of the Aurora Gold Mine exploration geology team. Senior member of the team responsible for successfully reinterpreting mineralization controls at Aurora as well as remodeling the Karouni deposits (Troy Resources). BEng (Geological), University of Guyana.

Aurora, Guyana



Jacqueline Wagenaar
VP Investor Relations

Over 17 years of capital markets experience in exploration, development and producing staged projects. Previously VP, IR for SLS.TO and GUY.TO where she led investor relations for over a decade that supported the advancement and financing of the Aurora Gold Project from early exploration to production.

TSX: GTWO
OTCQX: GUYGF



Capital Structure and Ownership

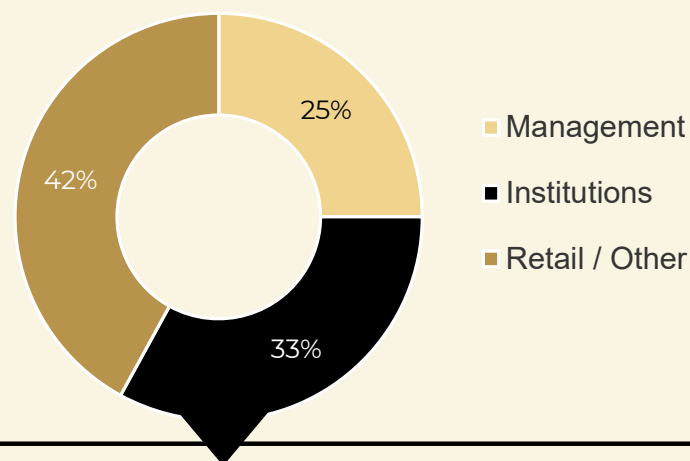
Capital Structure and Market Valuation

Common Shares Outstanding	240,487,164
Insiders (~25%)	56,988,202
Fully Diluted Shares	263,827,164
Share Price (as of July 9, 2025)	C\$2.80
Market Cap	~C\$675
Cash (unaudited)	~C\$26M
Average Daily Volume	~200,000

Analyst Coverage – Buy Targets >\$4.75



Ownership



Top 10 Institutional Investors

1. Earth Resource Investment Group
2. ASA Gold and Precious Metals
3. Euro Pacific Asset Mgmt.
4. Commodity Discovery Fund
5. Ixios Asset Mgmt.
6. Mackenzie Financial
7. U.S. Global Investors
8. Amati Global Investors
9. Sprott Asset Mgmt.
10. Ninepoint Partners



MAJOR MINING ACTIVITIES IN THE GUIANA SHIELD



TSX: GTWO
OTCQX: GUYGF





AREMU WEST

Field mapping and sampling in progress

AREMU MINE

Past Producer 1906-1911
(6,488 oz @ 15.6 g/t Au)
4.5 km trend of mineralization

WARIRI MINE

Past Producer 1937-1939
(8,957 oz Au)
Mapping and sampling ongoing

RED ZONE AREA

• Six holes completed, assays pending

DRILL TARGET GENERATION

NEW OKO SURFACE DISCOVERY

• 60.0m @ 5.9 g/t Au • 700m strike length
• 51.0m @ 3.0 g/t Au • drilled to 150m vertical
• 99.0m @ 2.2 g/t Au • 5 drills operating

NEW TARGETS - DRILLING Q3/25

OKO-GHANIE RESOURCES

• 1.54 Moz (indicated)
• 1.53 Moz (inferred)

G MINING

• 4.64 Moz (probable)

OKO NW

97,200 oz @ 0.61 g/t Au (Inf)

PETER'S MINE

Past Producer 1905-1909
(41,915 oz @ 41.0 g/t Au)

Flagship Oko-Ghanie Gold Project – 3+ Moz Mineral Inventory



Growing/Defining Guyana's
Highest Grade Gold Deposit

► **Global Resources (OP + UG)¹**

- 1.5 Moz @ 3.40 g/t Au (Ind)
- 1.6 Moz @ 2.48 g/t Au (Inf)

► **High-grade, near surface zones (S3,S4,S5):**

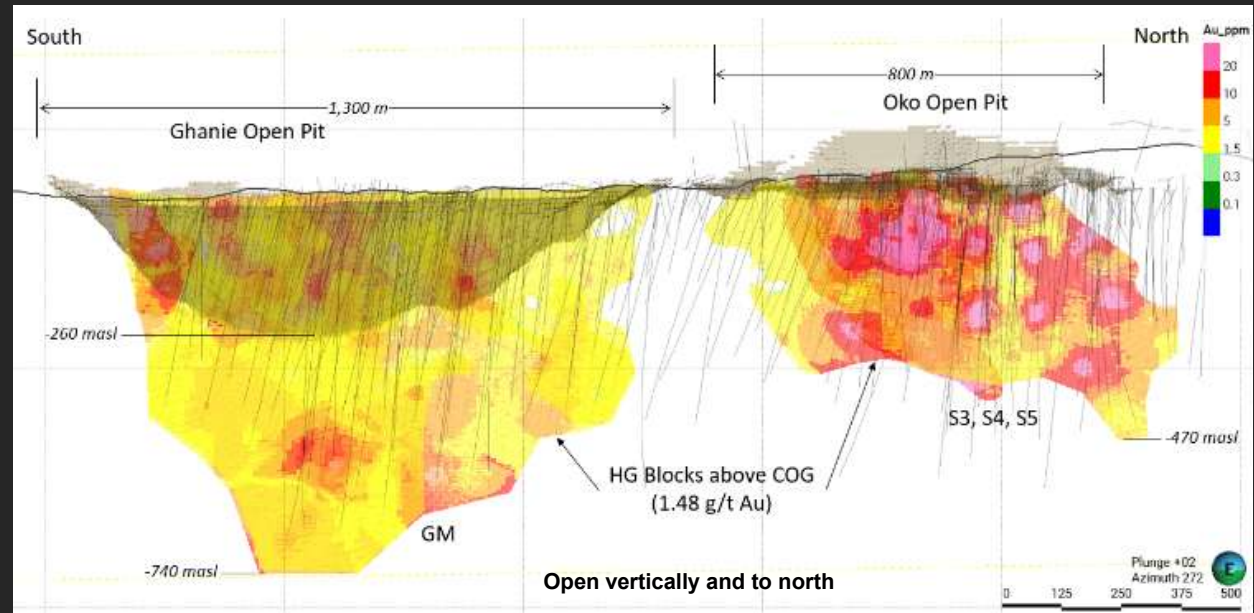
- 609koz @ 10.25 g/t Au <370m from surface (Ind)
- 360koz @ 7.28 g/t Au <560m from surface (Inf)

► **2.5km N-S structure within 5km mineralized gold camp, GMIN's Oko West Project to south**

► Drilling inventory: 153km in 587 holes

► **Remains open** to depth and to the north along strike

Oko-Ghanie Project Long Section Looking West



Higher grade, near surface
equals **intrinsically more
favorable economics:**



**Faster
payback
period**



**Lower
Capex &
Opex**



**Significant
Leverage to
gold price**

TSX: GTWO

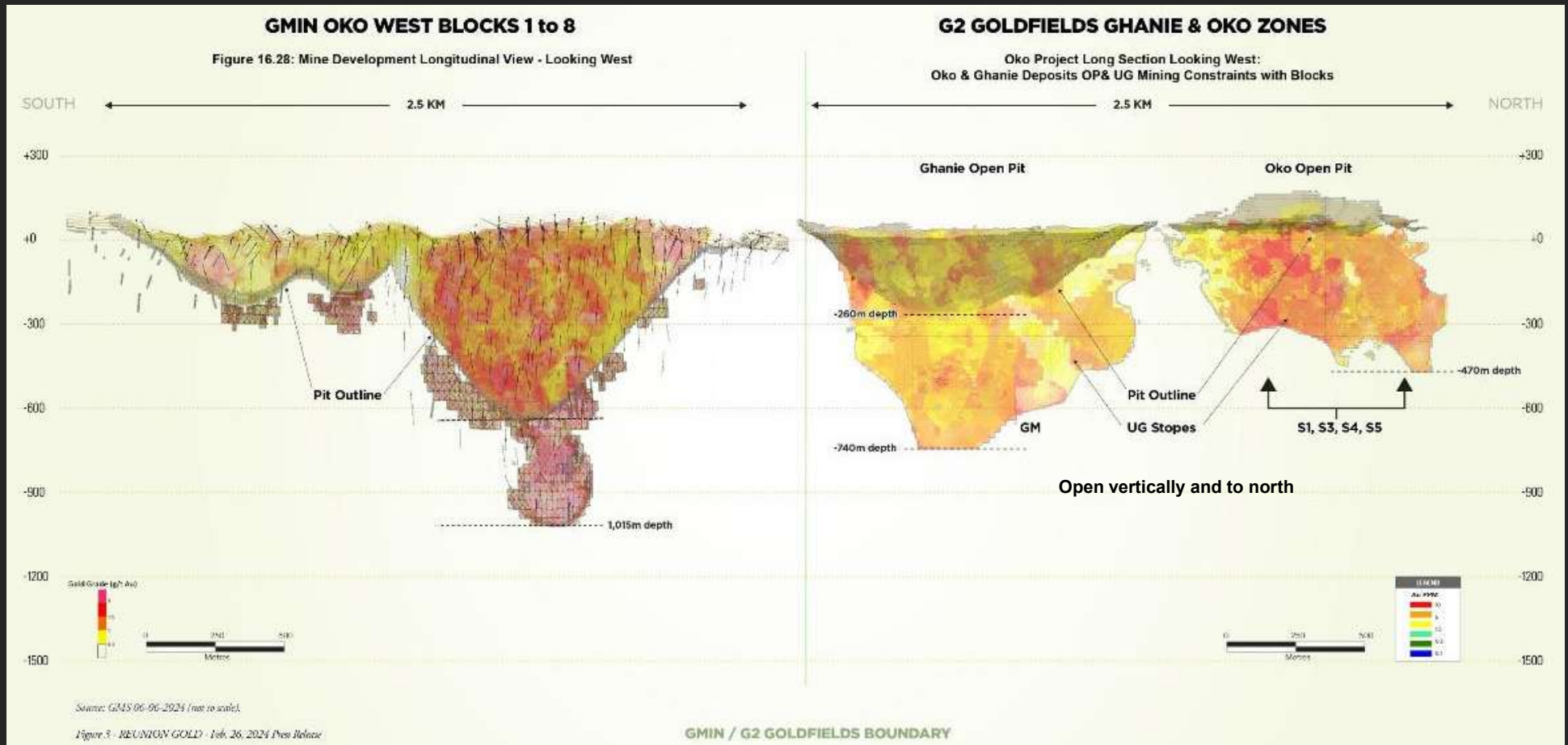
OTCQX: GUYGF

Source:

(1) See corresponding NI 43-101 Technical Report with an effective date of March 1, 2025 and available on the Company's website and Sedar+ profile.



25km Mineralized System; G2 Controls +20km

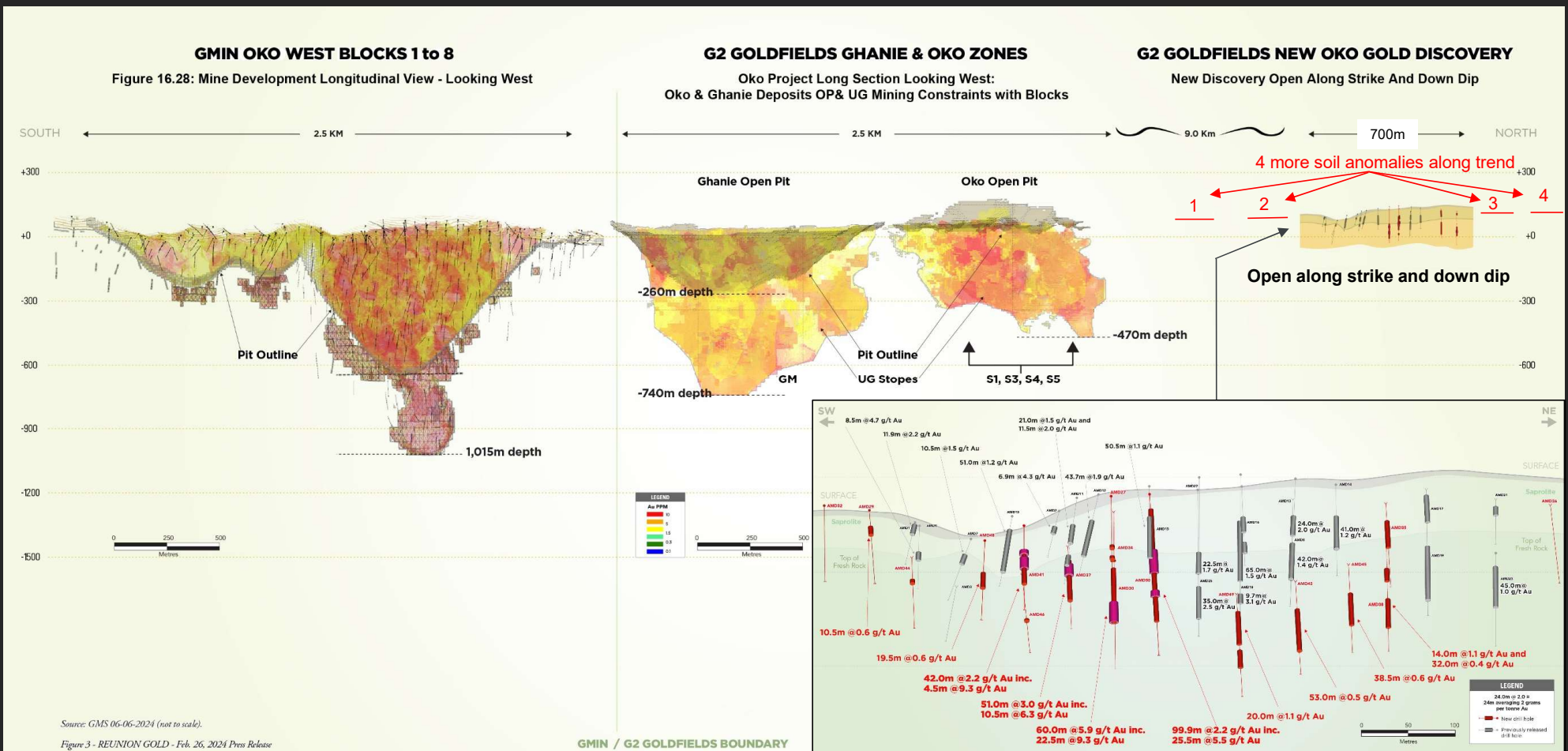


TSX: GTWO
OTCQX: GUYGF



New Oko Surface Gold Discovery Along Same Trend

12



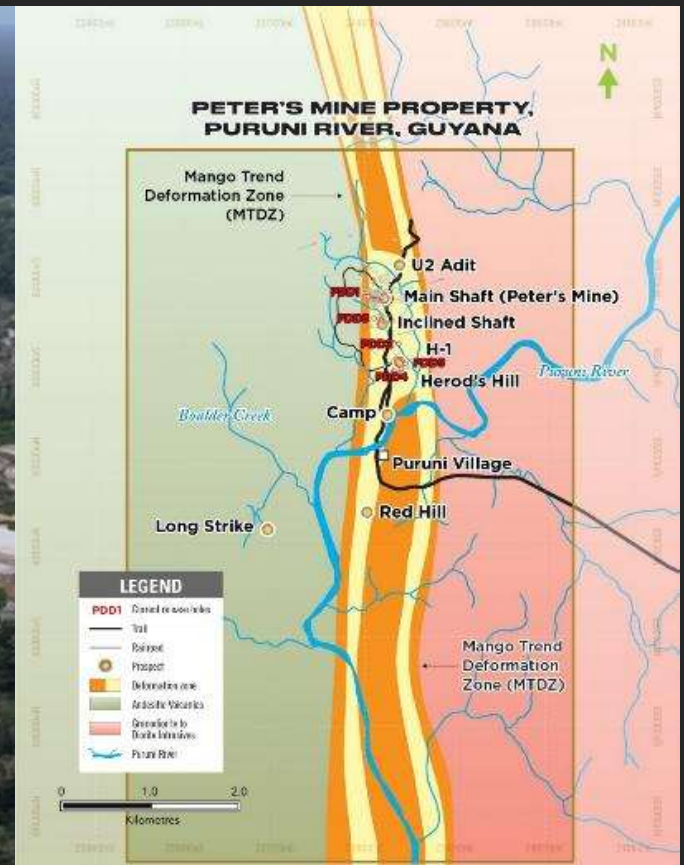
TSX: GTWO
OTCQX: GUYGF



-
- 3D perspective view of the AMD drill hole locations and results. The diagram shows a yellow shear zone with numerous drill holes. Red lines and dots represent new drill holes, while grey lines and dots represent previously released drill holes. Drill hole results are labeled with depth and grade, such as "41.0m @ 1.2 g/t Au (14)" and "99.9m @ 2.2 g/t Au (50)". Arrows indicate the "OPEN" direction of the shear zone. A legend in the bottom right corner defines the symbols and provides a scale bar.
- LEGEND**
- 24.0m @ 2.0 = 24m averaging 2 grams per tonne Au
 - New drill hole
 - Previously released drill hole
 - Shear
- 0 50 100 Metres

Peter's Mine – 41,915 oz Au @ 41 g/t Au (1905 – 1909)

➤ Scout drilling indicates both bulk near-surface and discrete high-grade opportunities; planning follow-up drilling program



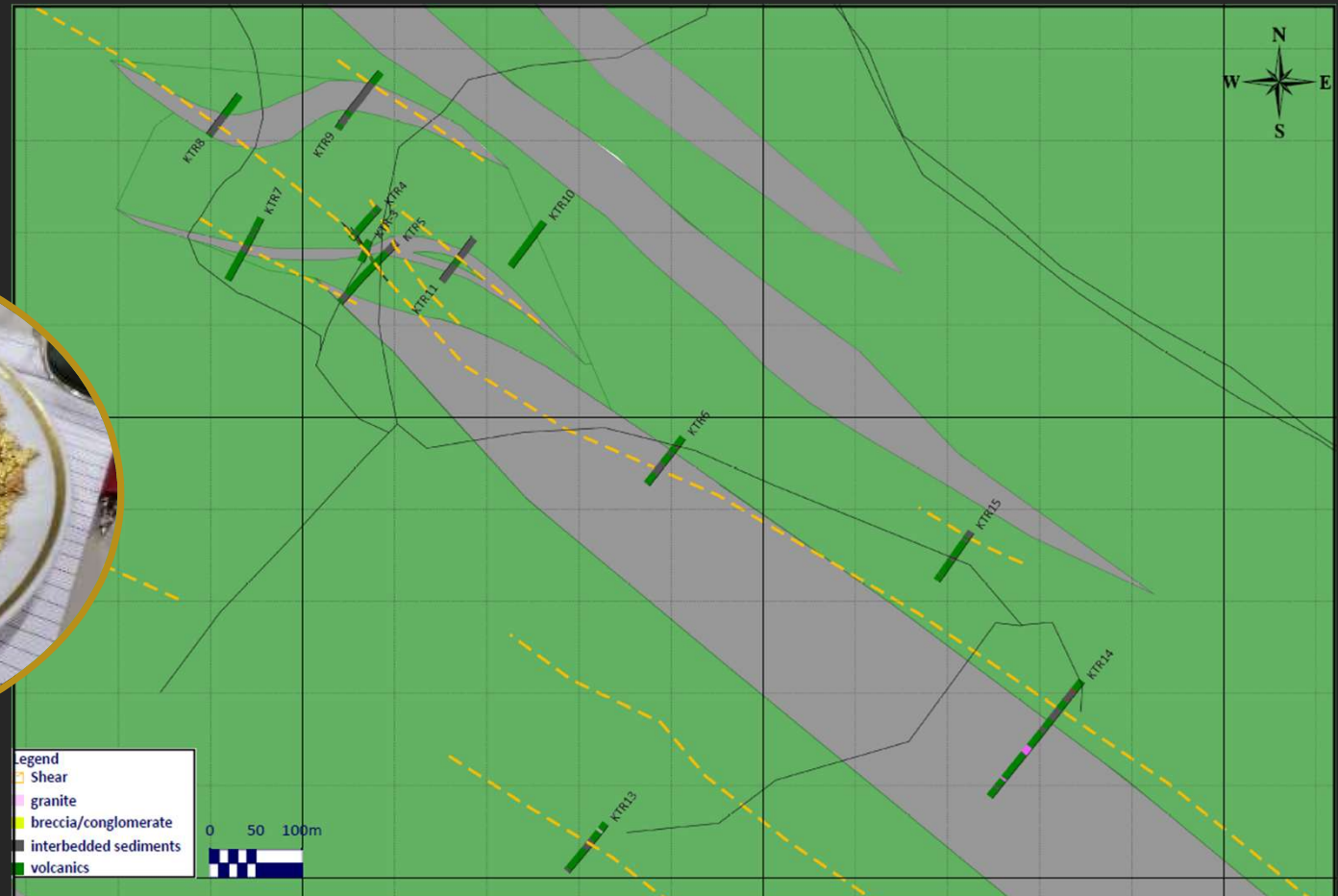
TSX: GTWO
OTCQX: GUYGF

Source: See Company press release dated May 13, 2025



Regional Target - Aremu West

- Newly acquired land holding in active mining district
- Field mapping and sampling in progress to aid in defining drill targets
- Actively acquiring land in the district

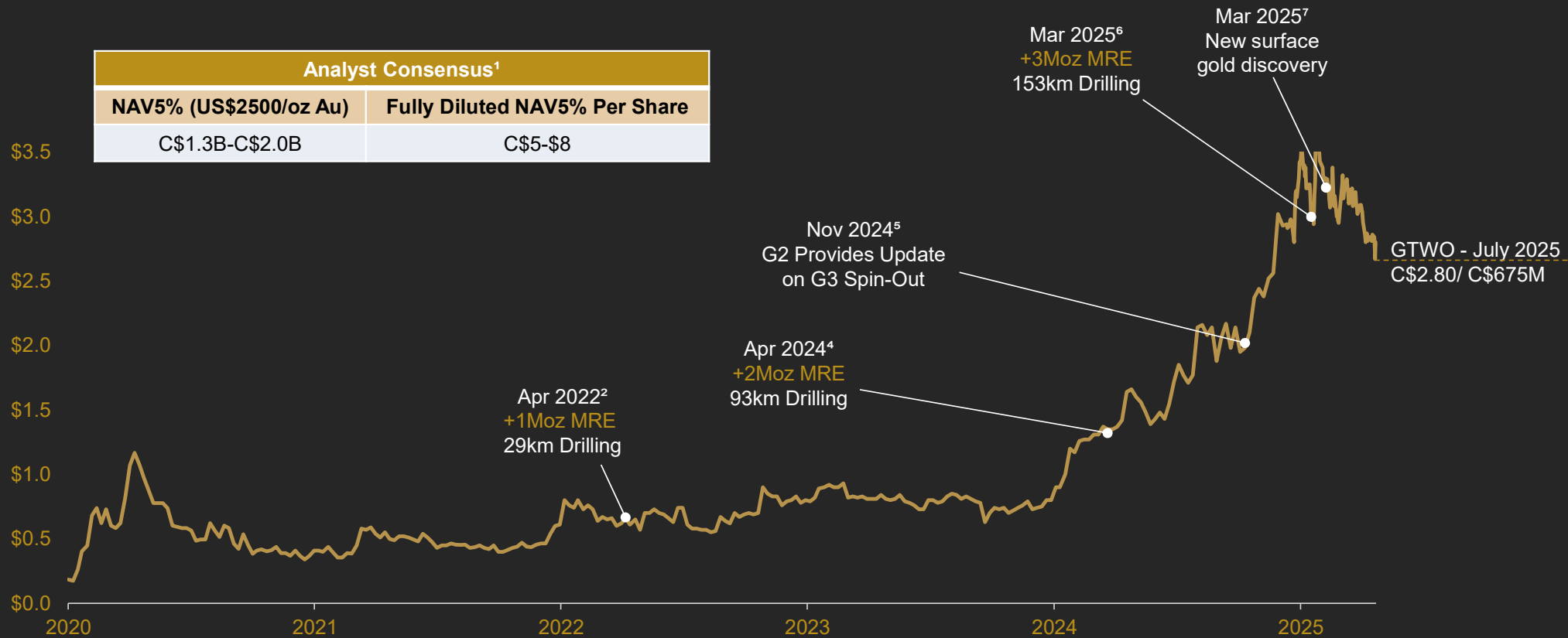


TSX: GTWO
OTCQX: GUYGF



G3 Spin-Out To Unlock Greater Shareholder Value

Repeatable value creation formula in G3 spin-out



TSX: GTWO
OTCQX: GUYGF

Sources:

(1) Analyst Estimates and target prices are reported from sell-side research coverage and are independent of the results of G2 and are no guarantee of future performance. 2) See press release dated April 26, 2022. 3) See press release dated January 19, 2024; 4) See press release dated April 3, 2024; 5) See press release dated November 29, 2024; 6) See press release dated March 10, 2025. 7) See press release dated March 18, 2025.



Conclusion – Repeatable Value Creation Formula

WHY
G2?

► Large, High-Grade Gold Resource

- ✓ Located within 5km mineralized gold trend
- ✓ High-grade, near surface deposit - Avg 9 g/t Au (Ind.) in Oko Main UG
- ✓ Resources remain open vertically and to north along trend

► New Oko Surface Gold Discovery

- ✓ Located within 10 km north of existing resource, ~700m strike defined, open

► Near Term Re-Rate Catalysts

- ✓ Updated MRE in early Q4/25 to include New Oko Discovery
- ✓ PEA in Q4/25

► Near Deposit Discovery and Targets

- ✓ Drilling at past-producing Peter's Mine
- ✓ Aggressive regional program focused on new, near-surface discoveries across district

► Premier Jurisdiction


- ✓ Straightforward permitting - Ability to advance projects quickly

► Management With Proven Discovery Track Record

- ✓ Past discoveries in Guyana exceed 10 Moz Au

► G3 Spin Out Unlocking Greater Shareholder Value

- ✓ Spin-out of non-core assets + new acquisitions (in process)
- ✓ Contains past high-grade underground producers



Near-Term Newsflow

18



DISCOVERY DRILLING

Defining/growing new Oko surface discovery
<10kms north of existing resources

REGIONAL DRILLING

Drilling at Peter's Mine and multiple
regional targets across district;
actively acquiring land in district

UPDATED MRE & PEA

MRE in Q4/25 to Include the New Oko
surface discovery; PEA to follow

G3 SPIN-OUT COMPLETION

Spin-out of non-core assets +
new acquisitions (in process) in Q4/25



TSX: GTWO
OTCQX: GUYGF



Our Commitment

19

Environmental

- Focus on water management
- Adherence to the GGMC's monitoring guidelines
- Implementation of a waste separation system on site
- Instituting measure for secure transport and storage of chemical materials on site
- Data collection in accordance with the Environmental Baseline Study (EMC Guyana)
- Taking steps to minimise impact, steward the natural environment and preserve ecosystems

Social

- 100% Guyanese on-site geological and field teams
- History of hiring and training personnel from surrounding Missions
- In-country drilling partners — prioritising domestic procurement practices
- On-site medics providing malaria testing & treatment to surrounding area
- Maintaining a safe & healthy workplace environment with occupational training
- Opportunities for building long-lasting socio-economic value in Amerindian communities

Governance

- Strong commitment to transparent reporting
- Fostering a culture of open communication and trust
- Fair, equitable employment and compensation practices
- Aligned to the IFC Equator Principles framework for management best practices
- Promoting and maintaining positive relationships with government agencies and institutions
- Company instituted disclosure and corporate ethics protocols including Whistleblower Policy



G2GoldfieldsInc.
WHERE GRADE MATTERS

Toronto Office



1101-141 Adelaide St West
Toronto, ON M5H 3L5

Guyana Office

506 Fordyce Street,
Republic Park East Bank Demerara

Investor Relations

Jacqueline Wagenaar
VP, Investor Relations



+1.416.628.5904



j.wagenaar@g2goldfields.com

Follow Us



@G2Goldfields



Scan to download a copy
of this presentation

WWW.G2GOLDFIELDS.COM

TSX: GTWO
OTCQX: GUYGF

